




Appendix 2 – Safer Quarterly Action Report, Quarter 4





Report Author: Anna Jermyn

Generated on: 07 May 2009

Rows are sorted by Sort.

 This PI is significantly below target.	 This PI is slightly below target.	 This PI is on target.	 This PI cannot be calculated.	 This PI is a data-only PI.
--	---	---	---	--

Theme: Safer Outputs												
Strategy: Antisocial Behaviour Outputs												
Objective: Acts directed at People (Outputs)												
PI Code & Short Name	Current Target	Amber Threshold	Red Threshold	2006/07	2007/08	Q1	Q2	Q3	Q4	2008/09	Traffic Light Icon	Latest Note
				Value	Value	Value	Value	Value	Value	Value		
CECP080 Number of overt pro-active patrols carried out by Community Wardens	327	326	295	1,581	1,575	345	286	355	399	1,385		
CECP081 Number of ASB incidents attended by Community Wardens	182	181	164	611	844	224	282	165	277	948		
CECP060 Number of parties referred to SACRO Mediation service	15	16	18	57	60	15	11	14	17	57		
CECP061 Number of parents receiving formal support				0	5	1	1	1	2	5		
CECP082 Number of newspaper articles/feedback provided to communities				18	15	13	21	17	15	66		

Theme: Safer Outputs												
Strategy: Antisocial Behaviour Outputs												
Objective: Agencies Performance in tackling ASB (Outputs)												
PI Code & Short Name	Current Target	Amber Threshold	Red Threshold	2006/07	2007/08	Q1	Q2	Q3	Q4	2008/09	Traffic Light Icon	Latest Note
				Value	Value	Value	Value	Value	Value	Value		



CECP068 Number of ASB victims referred to Victim Support				47	75	18	22	15	21	76		
CECP069 Number of complaints received via ASB helpline, TMC website and from other sources				320	404	98	133	82	119	432		Helpline = 19 Website = 17 Other Sources = 83
CECP089 Number of young people referred to Moray Youth Justice				37	28	14	11	9	12	46		
CECP089a Number of offences committed before referral				358	386	363	454	64	153	1,034		
CECP089b Number of offences committed during intervention				260	130	12	128	0	7	147		
CECP089c Number of offences committed following intervention				163	107	0	6	N/A	0	6		

Theme: Safer Outputs
Strategy: Antisocial Behaviour Outputs
Objective: Disregard for the Community (Outputs)






PI Code & Short Name	Current Target	Amber Threshold	Red Threshold	2006/07	2007/08	Q1 2008/09	Q2 2008/09	Q3 2008/09	Q4 2008/09	2008/09	Traffic Light Icon	Latest Note
				Value	Value	Value	Value	Value	Value	Value		
CECP075 Number of Education Sessions carried out by GFRS	2	1	0	9	8	2	4	0	0	6		GFRS now sit on the anti social behaviour group to explore ways of increasing awareness of this initiative. This has not had a meeting yet.
CECP075a Number of individuals attending Education sessions	8	7	5	20	41	1	4	0	0	5		
CECP075b Number of different locations where education sessions held				No data for this range	No data for this range	1	1	0	0			
CECP077 Number of ABC training days/promotional events	8	7	6	4	4	0	0	0	2	2		Community Wardens and Community Beat Officers have received training in the new procedures for Acceptable Behaviour Contracts.
CECP077a Number of ABCs negotiated	4	3	1	24	14	3	4	0	6	13		
CECP077b Number of Young People on ABCs receiving support				8	16	6	2	3	5	16		
CECP078 Number of Referrals from Children's Reporter where victim agreed				16	4	15	4	0	0	19		
CECP079 Number of Young People on ISMS				2	3	1	0	0	1	2		

Theme: Safer Outputs





Strategy: **Antisocial Behaviour Outputs**
Objective: **Environmental Damage (Outputs)**











PI Code & Short Name	Current Target	Amber Threshold	Red Threshold	2006/07	2007/08	Q1 2008/09	Q2 2008/09	Q3 2008/09	Q4 2008/09	2008/09	Traffic Light Icon	Latest Note
				Value	Value	Value	Value	Value	Value	Value		
CECP083 Number of Fixed Penalty Notices issued				2	0	0	0	2	3	5		
CECP084 Number of identified ASB/Vandalism Hotspots to which CCTV deployed				No data for this range	8	2	1	0	1	4		

Theme: **Safer Outputs**
Strategy: **Antisocial Behaviour Outputs**
Objective: **Misuse of Public Space (Outputs)**

PI Code & Short Name	Current Target	Amber Threshold	Red Threshold	2006/07	2007/08	Q1 2008/09	Q2 2008/09	Q3 2008/09	Q4 2008/09	2008/09	Traffic Light Icon	Latest Note
				Value	Value	Value	Value	Value	Value	Value		
CECP071 Number of Warning letters for antisocial use of vehicles				No data for this range	37	3	3	14	25	45		
CECP086 Number of Drunk & Incapable charges	80	81	90	83	75	15	39	56	82	82		
CECP087 Number of offences of urinating/defaecating	20	21	22	89	61	15	15	32	15	77		
CECP088 Number of needles recovered from public places				119	299	67	3	77	42	189		
CECP088a Number of different locations from where needles recovered				6	8	8	2	7	15			There were three large "finds" in Cooper Park, Elgin near the pitch and putt; in the Shrub areas between the headstones at Elgin Cemetery and in the shrub beds at Shaw Place, Elgin.

Theme: **Safer Outputs**
 Strategy: **Fire & Home Safety Outputs**
 Objective: **Fire & Home Safety (Outputs)**

PI Code & Short Name	Current Target	Amber Threshold	Red Threshold	2006/07	2007/08	Q1 2008/09	Q2 2008/09	Q3 2008/09	Q4 2008/09	2008/09	Traffic Light Icon	Latest Note
				Value	Value	Value	Value	Value	Value	Value		
CECP111 Number of Home Fire Safety Visits (HFSVs)	135	134	120	556	521	126	114	86		326		There is some seasonal variation and no previous figures were available in the quarter in the run up to Christmas. GFRS are exploring new initiatives to identify vulnerable and at risk households.
CECP112 Number of "Hot Strikes" after fires	3	2	1	11	11	3	1	0		4		The number of Hot Strikes is dependent on many factors - type of fire, area, accessible audience etc., and will vary throughout the year depending on incidents attended. A lower number could actually reflect a reduction in fires and a more accurate comparison can be made when annual figures are available.
CECP113 Number of Referral Home Fire Safety visits	4	3	2	No data for this range	2	0	5	3		8		A new system of referrals from NHS Grampian is about to commence which should increase this figure.
CECP114 Number of Smoke Detectors fitted	116	115	105	430	496	101	56	41		198		Having been an ongoing initiative for several years, the number of smoke detectors fitted previously may require less to be fitted in the future - this will be monitored. However GFRS are still carrying out many new initiatives and working with partner agencies to maintain the fitting of smoke detectors as a risk reduction measure.

CECP115 Number of Attendees at Firesetters programmes	6	5	3	20	41	2	0	0		2		GFRS now sit on the anti social behaviour group. This is to try and explore methods of raising awareness of this programme.
CECP116 Number of Pupils attending Education programmes	1,250	1,249	1,125	4,799	5,642	1,680	849	1,379		3,908		
CECP117 Total Number of people receiving Falls Awareness Training						50	75	180	212	517		
CECP118 Number of Falls Prevention Classes						0	0	0	0	0		Project postponed to 2009/10
CECP119 Number of Attendees at Falls Prevention Classes						0	0	0	0	0		Project postponed to 2009/10
CECP135 Number of delegates trained in Home Safety Awareness						0	0	0	0	0		No Home Safety Awareness trainer has been appointed so no progress has been made with Home Safety Awareness training.
CECP136 Number of Home Safety Awareness sessions held						0	0	0	0	0		As above
CECP137 Number of participants at Home Safety Awareness sessions						0	0	0	0	0		As above
CECP138 Number of Survival Guides issues at Home Safety Awareness sessions						0	0	0	0	0		As above
CECP139 Number of Home Safety starter packs issued					80	0	0	12	24	36		

Theme: **Safer Outputs**
 Strategy: **Road Safety Outputs**
 Objective: **Road Safety**

PI Code & Short Name	Current Target	Amber Threshold	Red Threshold	2006/07	2007/08	Q1	Q2	Q3	Q4	2008/09	Traffic Light Icon	Latest Note
				Value	Value	Value	Value	Value	Value	Value		
CECP120 Number of S6 pupils attending Driving Ambition training						40	0	315	162	517		
CECP121 Number of young people receiving Young Drivers training						12	1	0	16	29		
CECP122 Number of S5 pupils attending Safe Drive Stay Alive events						0	0	845	0	845		
CECP123 Number of attendees at "Hot Strike" events						100	75	0	30	205		
CECP124 Number of attendees at "Over 55s" days						0	0	0	36	36		
CECP125 Estimated audience of Drink/Drug Driving media campaign						Not measured for Quarters				136413		This is the number of listeners that heard the campaign and represents 59.48% of the population of MFR's transmission area. The average listener heard the campaign on average 13.2 times.
CECP126 Number of drivers stopped through Operation Taurus						55	101	151	240	547		
CECP126a Number of Breath tests carried out through Operation Taurus						25	39	93	148	305		
CECP126b Number of offences detected						0	0	1	2	3		
CECP126c Percentage of positive breath tests						0	0	1.08	1.35	0.98		

Theme: **Safer Outputs**
 Strategy: **Violence Reduction Outputs**

Objective: Violence Reduction

PI Code & Short Name	Current Target	Amber Threshold	Red Threshold	2006/07	2007/08	Q1	Q2	Q3	Q4	2008/09	Traffic Light Icon	Latest Note
				Value	Value	2008/09	2008/09	2008/09	2008/09	2008/09		
CECP127 Number of cards & posters distributed relating to Domestic Abuse				No data for this range	No data for this range	0	4,815	540	192	5,547		
CECP128 Estimated Audience of Domestic Abuse media campaign				No data for this range	No data for this range	Not measured for Quarters						New measure 2008/09 - no previous data
CECP129 Number of delegates attending Domestic Abuse Conference	82	81	74	No data for this range	82	Not measured for Quarters				90		Annual PI
CECP130 Number of people trained in Domestic Abuse awareness	78	77	70	No data for this range	77	Not measured for Quarters				79		Annual PI
CECP131 Number of Pubwatch campaigns supported	8	7	5		4	0	0	5	5	5		Long-term sickness and lack of funding meant no campaigns were supported in Qtr 4.
CECP132 Number of Serious Assaults during Safer Streets campaign	1	2	3	2	1	Not measured for Quarters				1		
CECP133 Number of Petty Assaults during Safer Streets campaign	8	9	10	9	7	Not measured for Quarters				3		
CECP134 Number of Breach of the Peace offences during Safer Streets campaign	12	13	15	10	12	Not measured for Quarters				12		This year's campaign provided taxi marshals only, whereas last year there was also a late night bus service from Elgin to Forres & Buckie, reducing the number of people lingering in Elgin town centre.